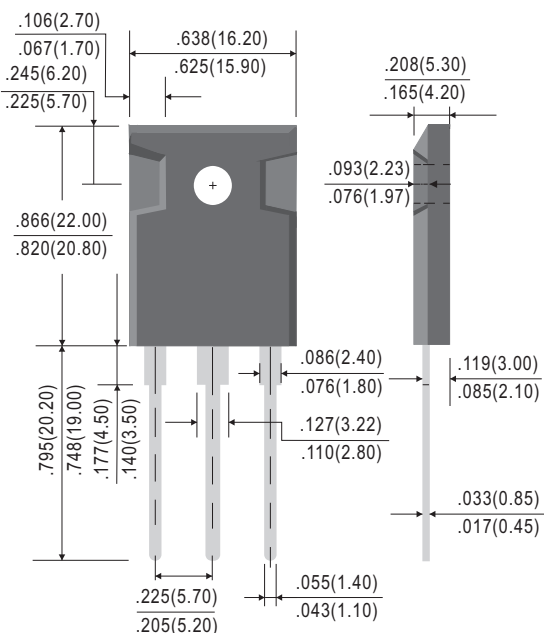


Mechanical Data

- Case:TO-247
- Case Material: Molded Plastic, UL Flammability Classification Rating 94V-0
- Terminals:Matte Tin Finish annealed over copper Leadframe. Solderable per MIL-STD-202
- Weight: 6.3 grams (approximate)



TO-247



Dimensions in inches and (millimeters)

Features

- Guard Ring for over voltage Protection
- High forward surge capability
- High frequency operation
- Component in accordance to RoHS 2002/95/EC
- **Pb-Free package is available**
RoHS product for packing code suffix "G"
Halogen free product for packing code suffix "H"

MAXIMUM RATINGS (TA=25°C unless otherwise noted)							
PARAMETER	SYMBOL	SR3040C	SR3060C	SR30100C	SR30150C	SR30200C	UNIT
Maximum repetitive peak reverse voltage	V_{RRM}	40	60	100	150	200	V
Maximum RMS voltage	V_{RMS}	28	42	70	105	140	V
Maximum DC blocking voltage	V_{DC}	40	60	100	150	200	V
Maximum average forward rectified current(Total) (Per Leg)	I_F	30 15					A
Peak forward surge current, 8.3ms single half sine-wave superimposed on rated load	I_{FSM}	200.0					A
Maximum Instantaneous IF=15A @ 25°C Forward Voltage IF=15A @ 100°C	V_F	0.60 0.55	0.75 0.65	0.85 0.75	0.92 0.82		V
Maximum DC Reverse Current @ Tc=25°C at Rated DC Blocking Voltage @ Tc=100°C	I_R	1 50		0.5 20			mA
Typical Junction Capacitance(NOTE1)	C_j	800	600	450	350		pF
Typical Thermal Resistance	$R_{\theta JC}$	3					°C/W
Operating Temperature Range	T_J	-55 to +125			-55 to +150		°C
Storage Temperature Range	T_{STG}	-55 to +150					°C

NOTES:1.Measured at 1.0MHZ and applied reverse voltage of 4.0V DC

FIG. 1-TYPICAL FORWARD CURRENT DERATING CURVE

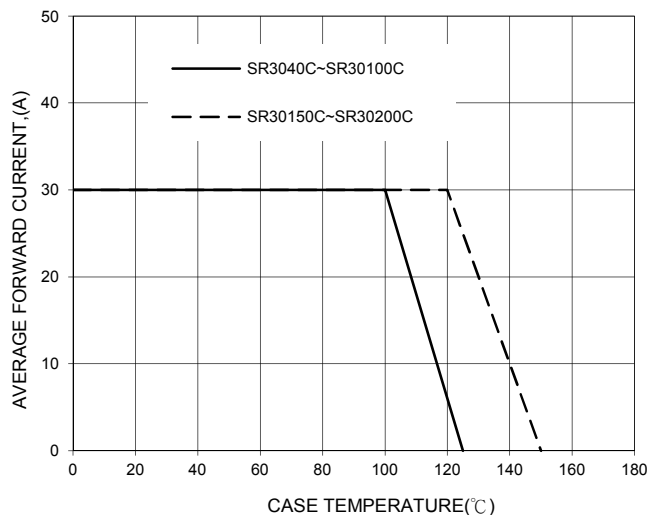


FIG. 2-TYPICAL FORWARD CHARACTERISTICS

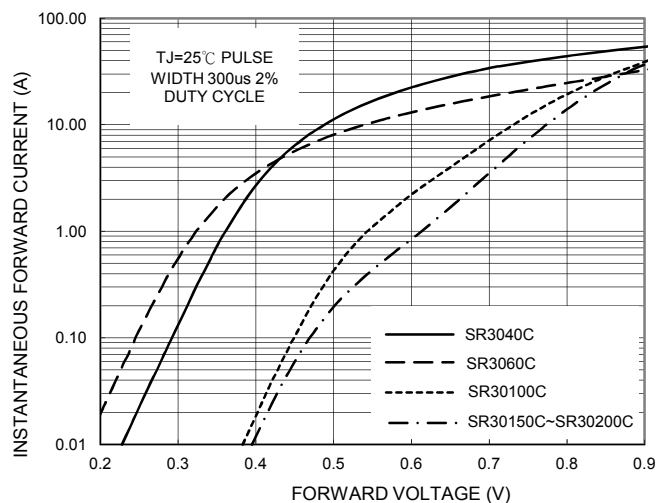


FIG. 3-MAXIMUM NON-REPETITIVE FORWARD SURGE CURRENT

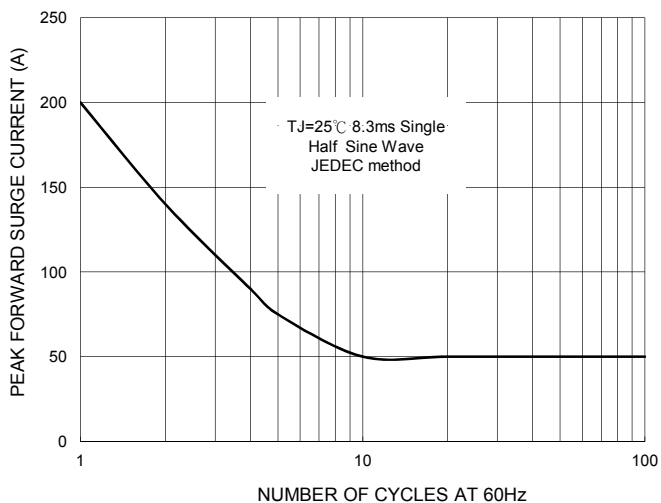


FIG. 4-TYPICAL REVERSE CHARACTERISTICS

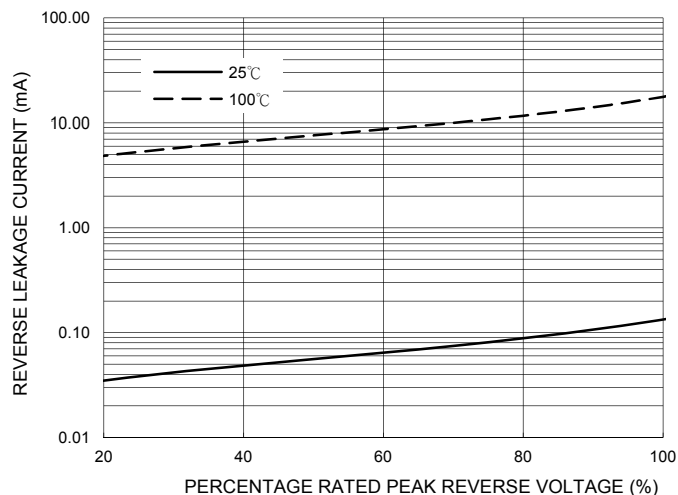


FIG. 5-TYPICAL JUNCTION CAPACITANCE

